

### **Operating System:**

- Windows Vista® Home Basic (32/64bit)
- Windows Vista® Home Premium (32/64bit)
- Windows Vista® Home Ultimate (32/64bit)
- Windows™ XP Professional or Home Edition with Service Pack 1 or 2
- Windows™ 2000 Professional with Service Pack 4
- Windows™ XP Media Center Edition 2004 or 2005
- Windows™ XP Tablet PC Edition 2004 or 2005

*Not compatible with Macintosh computers.*

### **Hardware Requirement:**

- Windows Vista® Ultimate, Business Home Premium or Home Basic (32/64bit)  
CPU needs to be: Intel Pentium 800MHz (1 GHz recommended)
- Windows™ XP Home/Professional or Tablet Edition  
CPU needs to be: Intel Pentium 350MHz

### **Required Memory:**

- 256MB minimum (512MB recommended) for Windows XP
- 512MB minimum (1 GB recommended) for Windows Vista Home Basic
- 1 GB minimum for Windows Vista Home Premium, Business or Ultimate

### **Required Disk Space:**

- 300MB available for installation Windows XP

### **Required Monitor:**

- 1024 x 768 (XGA) minimum with high color

### **Browsers:**

- Microsoft Internet Explorer 6.0 with Service Pack 2 - Microsoft Windows XP only
- Microsoft Internet Explorer 7.0
- Mozilla Firefox 2.0

**Uninstall any existing Trend Micro, Internet Safety Kit or other security software before downloading the security suite.**

## Download and Installation Instructions:

1. Log in to the End User Control Panel by going to <http://myaccount.chesnet.net/> or click on the My Account link on the homepage of our website [www.chesnet.net](http://www.chesnet.net).
2. Click on the Trend Micro AV link to access the download area for the software.




The screenshot displays the Chesnee End User Control Panel for a child account named 'chesnee\_test'. The interface includes a navigation menu on the left with options like 'Home', 'Change Password', 'Manage Website', 'Webmail', 'GreyMail', 'Email Settings', 'Trend Micro AV', 'Download N-Drive', 'Speedtest', and 'Manage N-Drive'. A callout box points to the 'Trend Micro AV' link with the text: 'Click on Trend Micro AV to access download area.' The right side of the panel shows account usage statistics, account information (Userid: chesnee\_test, Name: David G, Account Number: 461-2211), mail settings (Email Address: chesnee\_test@chesnet.net, Mail Quota: 100MB, Incoming Mail Server: pop.chesnet.net, Outgoing Mail Server: smtp.chesnet.net), personal web site settings (URL: http://web.chesnet.net/~chesnee\_test, FTP Server: ftp.chesnet.net, Ftp Username: chesnee\_test@chesnet.net), and N-Drive settings (Status: Enabled, Quota: 10 megabytes). The Chesnee logo is at the top left, and a 'Help' link is at the top right. A copyright notice at the bottom reads: '© 2008 Chesnee Communications All Rights Reserved.'


3. Click on the Download button.

This is child: chesnee\_test

[Return to Parent](#)

Child account of: davidgil

- + Home
- + Change Password
- + Manage Website
- + Webmail 
- + Greymail 
- + Email Settings
- + Trend Micro AV
- + Download N-Drive
- + Speedtest 
- + Manage N-Drive

 = New Window

*NOTE: Some changes made using this interface may take up to 30 minutes to take effect.*


Trend Micro® Security Suite is an easy-to-use, comprehensive security solution that keeps out hackers, viruses, worms, fraudulent emails and other threats. It uses award-winning firewall technology from Trend Micro, and includes antivirus, phishing & spam protection, Web site filtering, privacy protection, instant messaging security, and more.

**Key Features Include:**

- Easy-to-use firewall blocks hackers and other unknown threats.
- Stops viruses and worms, and protects against emerging viruses before they attack.
- Protects against identity theft and online profiling.
- Quarantines suspicious email attachments and blocks outbound messages containing potential viruses.
- Protects users of the most popular IM services and shields you from IM spammers, thieves, and online predators. Blocks access to offensive Web site content.
- Anti-Phishing & Spam Blocker automatically stop dangerous phishing emails and spam from getting into your inbox. Plus, they constantly adapt to the ever-changing techniques of professional spammers—protecting you against the latest "phishing" schemes.
- Automatically secures PCs connected to wireless networks—at home or on the road.

**System Requirements:**

- Windows 2000/XP:
  - Pentium III 450 MHz or higher
  - Minimum system RAM: 128 MB
- Windows Vista (32-bit):
  - Pentium III 800 MHz or higher
  - Minimum system RAM: 512 MB
- 50 MB of available hard disk space.
- Internet access.
- Supported protocols for email scanning: POP3 and IMAP4 for incoming; SMTP for outgoing.

 **TREND MICRO**

Click the download button to the left to begin your download of the software. You will be taken to a page that displays your user registration number. Please make a note of it for future reference.

[Download](#)

**Click this button to start the download.**

4. Be sure to record the Product Registration/Serial Number. You will need this number to install the software on your PC.

Trend Micro Reg/Serial Number: \_\_\_\_\_ - \_\_\_\_\_ - \_\_\_\_\_ - \_\_\_\_\_ - \_\_\_\_\_

5. Click on the Download Now icon to begin downloading software.

**Chesnee**  
COMMUNICATIONS, INC.  
VOICE \ INTERNET \ CABLE TV

This is child: chesnee\_test  
[Return to Parent](#)

Child account of: davidgil

- + Home
- + Change Password
- + Manage Website
- + Webmail
- + Greymail
- + Email Settings
- + Trend Micro AV
- + Download N-Drive
- + Speedtest
- + Manage N-Drive

= New Window

*NOTE: Some changes made using this interface may take up to 30 minutes to take effect.*

**Software Download**

Click the link below to begin downloading the Trend Micro security software. You will need one key for each copy of the software you install.

Download Now

**Your Existing Keys**

Received new key. \_\_\_\_\_

Serial Number	Description	Delete?
_____	_____	<input type="checkbox"/>

[Generate New Key](#) [Apply Changes](#)

© 2008 Chesnee Communications  
All Rights Reserved.

6. Click on the Run button at the Internet Explorer – Security Warning prompt, then click on the Run button again at the File Downloading – Security Warning prompt to start downloading.

7. Download will take up to 10 minutes with Chesnee Communications High-Speed Internet; with Chesnee Dial-Up it may take a few hours. If you are using dial-up, make sure that the connection does not drop during the download. Once download is complete, restart your computer and follow the Trend Micro Internet Security Suite – Install Wizard which will guide you through the installation process.

8. Please read and click on “I accept the terms in the license agreement.” Click on the Next button.

9. Enter your Trend Micro Reg/Serial Number from step 4; click on the Next button.

10. Select which features you want to install – full installation is recommended. Select the folder in which install it, click on the Next button.

11. Change any default Optional Online Services or simply click on the Install button. Please wait a few minutes while the setup program installs Trend Micro Internet Security Suite. Once installation is complete you must restart your computer for settings to take effect.

12. Click on the Finish button. Save any open files and close all programs and restart your computer. After your computer has restarted, you will see the Trend Micro Internet Icon. To configure the protection status, register your subscription, update and scan your computer.

13. Once your subscription has been registered you will receive a confirmation e-mail from [TMOS\\_reg@trendmicro.com](mailto:TMOS_reg@trendmicro.com). Please do not reply to this e-mail, but keep this information in a secure place for further reference. This information helps our Technical Support Team provide you with assistance, which you can access 24 hours a day, 7 days a week at 461-2200 or (toll free) 888-375-1553.